

For IPS e.max<sup>®</sup> Restorations

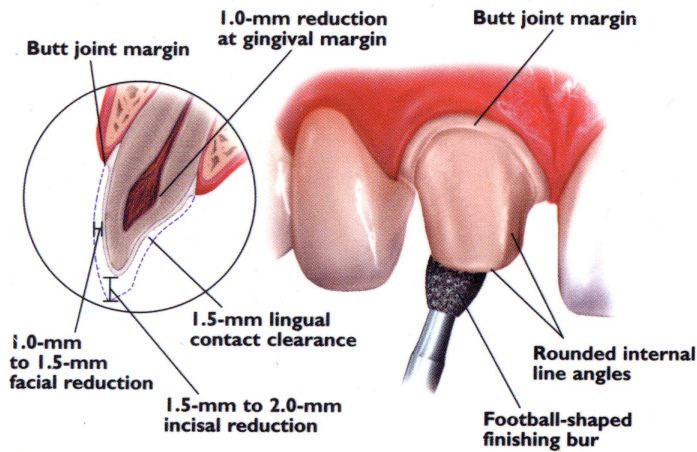
		IPS e.max Ceram/ZirPress	IPS e.max ZirCAD	IPS e.max CAD	IPS e.max Press
Anterior	Crown		X	X	X
	Veneer	X			
	Bridge		X		X
Posterior	Crown		X	X	X
	Bridge		X		

all ceramic  
all you need



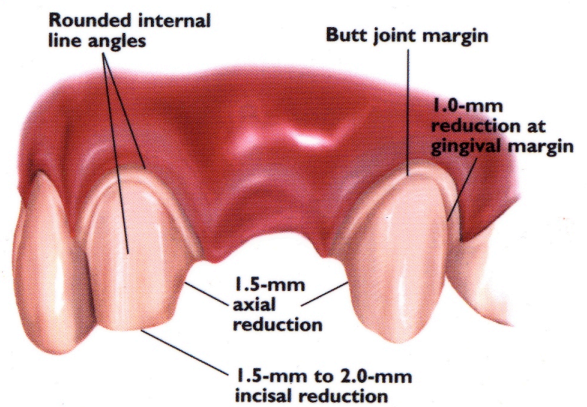
## Full-Coverage Restorations

### ANTERIOR CROWN PREPARATION



## 3-Unit Bridge Restorations

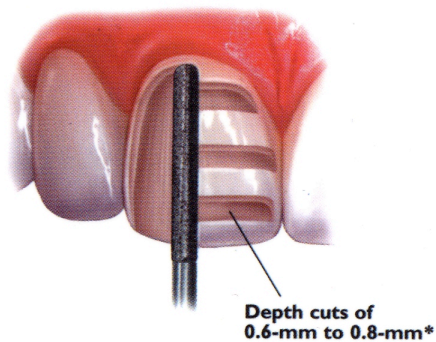
### 3-UNIT BRIDGE PREPARATION



## Veneers

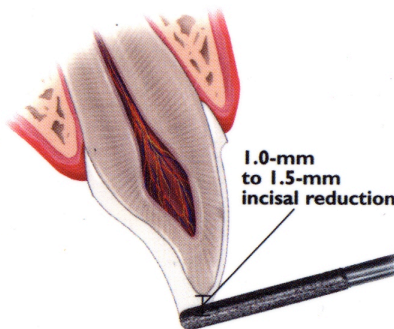
### VENEER PREPARATION

A medium grit, round-ended, diamond bur is used to remove a uniform thickness of facial enamel by joining the depth-cut grooves.



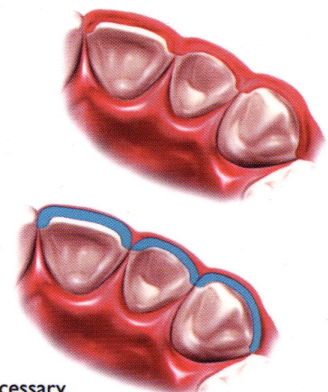
### INCISAL PREPARATION

The diamond bur is angled to bevel back the incisal edge.



### CHAMFER MARGINS

Correct preparation of the chamfer margins interproximally allows the appropriate bulk of porcelain.



\*Please note: For additional masking capabilities and/or layering techniques, further reduction may be necessary. Contact your laboratory for further information.